

Q.PLUS-G4.3 270-280

Q.ANTUM SOLAR MODULE

The new high-performance module **Q.PLUS-G4.3** is the ideal solution for all applications thanks to its innovative cell technology **Q.ANTUM**. The world-record cell design was developed to achieve the best performance under real conditions – even with low radiation intensity and on clear, hot summer days.



Q.ANTUM TECHNOLOGY: LOW LEVELIZED COST OF ELECTRICITY

Higher yield per surface area and lower BOS costs and higher power classes and an efficiency rate of up to 17.1 %.



INNOVATIVE ALL-WEATHER TECHNOLOGY

Optimal yields, whatever the weather with excellent low-light and temperature behaviour.



ENDURING HIGH PERFORMANCE

Long-term yield security with Anti-PID Technology¹, Hot-Spot Protect and Traceable Quality Tra.Q™.



EXTREME WEATHER RATING

High-tech aluminium alloy frame, certified for high snow (5400 Pa) and wind loads (4000 Pa).



MAXIMUM COST REDUCTIONS

Up to 10 % lower logistics costs due to higher module capacity per box.



A RELIABLE INVESTMENT

Inclusive 12-year product warranty and 25-year linear performance warranty².



www.VDEinfo.com
ID: 40032587



THE IDEAL SOLUTION FOR:



Rooftop arrays on residential buildings



Rooftop arrays on commercial/industrial buildings



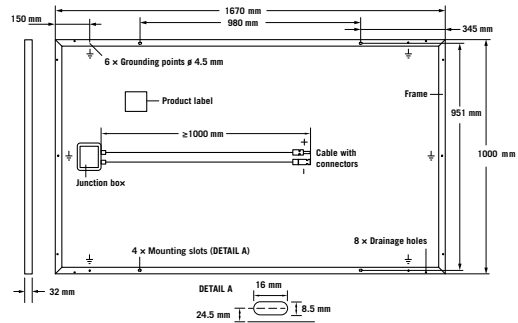
Ground-mounted solar power plants

¹ APT test conditions: Cells at -1500V against grounded, with conductive metal foil covered module surface, 25 °C, 168h

² See data sheet on rear for further information.

MECHANICAL SPECIFICATION

Format	1670 mm × 1000 mm × 32 mm (including frame)
Weight	18.8 kg
Front Cover	3.2 mm thermally pre-stressed glass with anti-reflection technology
Back Cover	Composite film
Frame	Anodised aluminium
Cell	6 × 10 Q.ANTUM solar cells
Junction box	66-77 mm × 115-90 mm × 15-19 mm Protection class IP67, with bypass diodes
Cable	4 mm ² Solar cable; (+) 1000 mm, (-) 1000 mm
Connector	IP67 or IP68



ELECTRICAL CHARACTERISTICS

POWER CLASS			270	275	280
MINIMUM PERFORMANCE AT STANDARD TEST CONDITIONS, STC ¹ (POWER TOLERANCE +5W / -0W)					
Minimum	Power at MPP ²	P _{MPP}	270	275	280
	Short Circuit Current*	I _{SC}	9.29	9.35	9.41
	Open Circuit Voltage*	V _{OC}	38.46	38.72	38.97
	Current at MPP*	I _{MPP}	8.70	8.77	8.84
	Voltage at MPP*	V _{MPP}	31.04	31.36	31.67
	Efficiency ²	η	≥ 16.2	≥ 16.5	≥ 16.8
MINIMUM PERFORMANCE AT NORMAL OPERATING CONDITIONS, NOC ³					
Minimum	Power at MPP ²	P _{MPP}	199.6	203.3	207.0
	Short Circuit Current*	I _{SC}	7.49	7.54	7.58
	Open Circuit Voltage*	V _{OC}	35.89	36.13	36.37
	Current at MPP*	I _{MPP}	6.81	6.87	6.93
	Voltage at MPP*	V _{MPP}	29.30	29.59	29.87

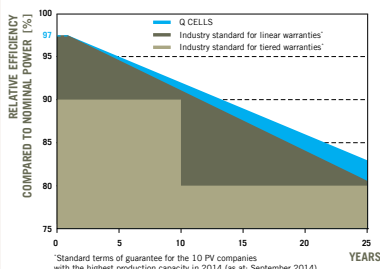
¹ 1000 W/m², 25 °C, spectrum AM 1.5 G

² Measurement tolerances STC ± 3%; NOC ± 5%

³ 800 W/m², NOCT, spectrum AM 1.5 G

* typical values, actual values may differ

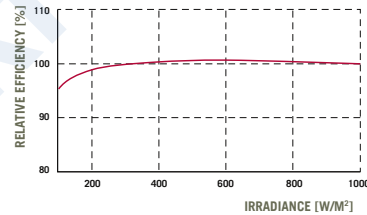
Q CELLS PERFORMANCE WARRANTY



At least 97% of nominal power during first year. Thereafter max. 0.6% degradation per year.
At least 92% of nominal power up to 10 years.
At least 83% of nominal power up to 25 years.

All data within measurement tolerances. Full warranties in accordance with the warranty terms of the Q CELLS sales organisation of your respective country.

PERFORMANCE AT LOW IRRADIANCE



Typical module performance under low irradiance conditions in comparison to STC conditions (25 °C, 1000 W/m²).

TEMPERATURE COEFFICIENTS

Temperature Coefficient of I _{SC}	α	[%/K]	+0.04	Temperature Coefficient of V _{OC}	β	[%/K]	-0.29
Temperature Coefficient of P _{MPP}	γ	[%/K]	-0.40	Normal Operating Cell Temperature	NOCT	[°C]	45

PROPERTIES FOR SYSTEM DESIGN

Maximum System Voltage	V _{sys}	[V]	1000	Safety Class	II
Maximum Reverse Current	I _R	[A]	20	Fire Rating	C
Wind/Snow Load (Test-load in accordance with IEC 61215)	[Pa]	4000/5400		Permitted Module Temperature On Continuous Duty	-40 °C up to +85 °C

QUALIFICATIONS AND CERTIFICATES

VDE Quality Tested, IEC 61215 (Ed. 2); IEC 61730 (Ed. 1), Application class A
This data sheet complies with DIN EN 50380.



PARTNER

NOTE: Installation instructions must be followed. See the installation and operating manual or contact our technical service department for further information on approved installation and use of this product.

Hanwha Q CELLS GmbH

Sonnenallee 17-21, 06766 Bitterfeld-Wolfen, Germany | **TEL** +49 (0)3494 66 99-23444 | **FAX** +49 (0)3494 66 99-23000 | **EMAIL** sales@q-cells.com | **WEB** www.q-cells.com

Engineered in **Germany**

