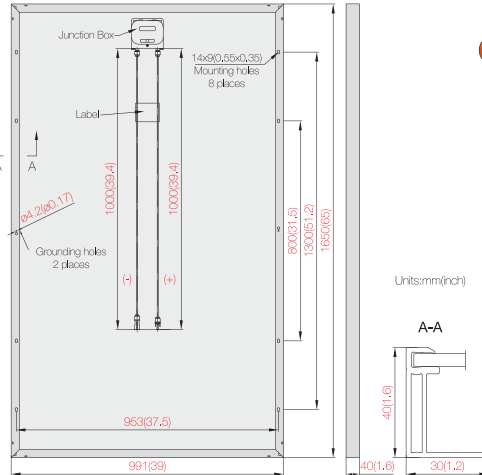

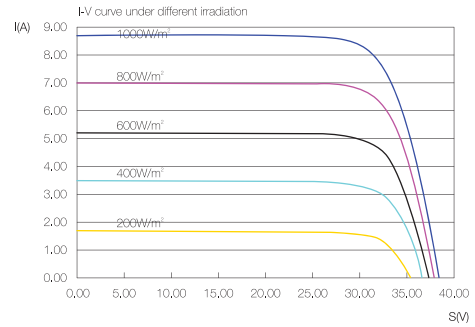


JAM6 60/235-265

SOLAR PHOTOVOLTAIC MODULE



I-V CURVE



MECHANICAL PARAMETERS

Cell (mm)	Mono 156x156
Weight (kg)	19.5
Dimensions (LxWxH) (mm)	1650x991x40
Cable cross section size (mm²)	4
No. of cells and connections	60 (6x10)
No. of diodes	3 / 6
Junction Box Connector	MC4 Compatible
Packing configuration	25Pcs. / Carton 28Pallets/40' Container

WORKING CONDITIONS

Maximum System Voltage	DC 1000V (IEC/UL)
Operating Temp.	-40°C~+85°C
Maximum Series Fuse	15 A
Max. static load, front (e.g., snow and wind) Max. static load, back (e.g., wind)	5400Pa (112 lb/ft²) 2400Pa (50 lb/ft²)
NOCT	45±2°C
Application Class	Class A

ELECTRICAL PARAMETERS

TYPE	JAM6-60-235/SI	JAM6-60-240/SI	JAM6-60-245/SI	JAM6-60-250/SI	JAM6-60-255/SI	JAM6-60-260/SI	JAM6-60-265/SI
Rated Maximum Power at STC (W)	235	240	245	250	255	260	265
Open Circuit Voltage (Voc/V)	37.19	37.49	37.74	37.92	38.10	38.28	38.46
Maximum Power Voltage (Vmp/V)	30.36	30.56	30.76	30.96	31.16	31.36	31.56
Short Circuit Current (Isc/A)	8.49	8.54	8.58	8.62	8.64	8.67	8.70
Maximum Power Current (Imp/A)	7.74	7.85	7.96	8.07	8.18	8.29	8.40
Module Efficiency [%]	14.37	14.68	14.98	15.29	15.59	15.90	16.21
Power Selection (W)	-0~+5 W						
Temperature Coefficient of Isc (αIsc)	+0.049%/°C						
Temperature Coefficient of Voc (βVoc)	-0.340%/°C						
Temperature Coefficient of Pmax (γPmp)	-0.430%/°C						
STC	Irradiance 1000W/m², Module Temperature 25°C, Air Mass 1.5						

GUARANTEE

10-year limited product warranty

Limited performance warranty: 10 years at 90% of the minimal rated power output, 25 years at 80% of the minimal rated power output



Electrical data in this catalog do not refer to a single module and they are not part of the offer. They only serve for comparison among different module types.

